MONTHLY DATA OVERVIEW

October 2025

1.696.475 REGISTERED ENTITIES

973.287 FLEMISH REGION

215.956 BRUSSELS-CAPITAL REGION

425.951 WALLOON REGION

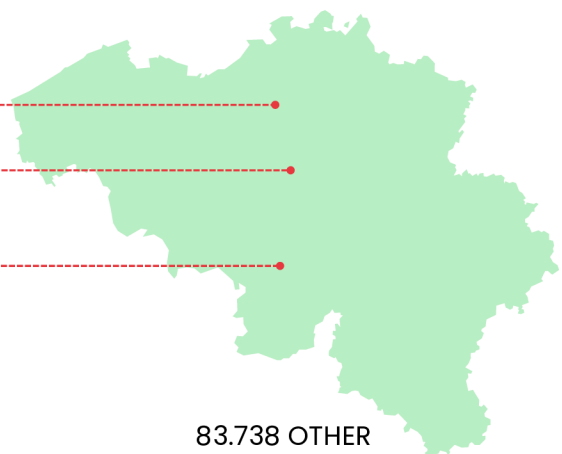

83.738 OTHER

NEW BUSINESSES

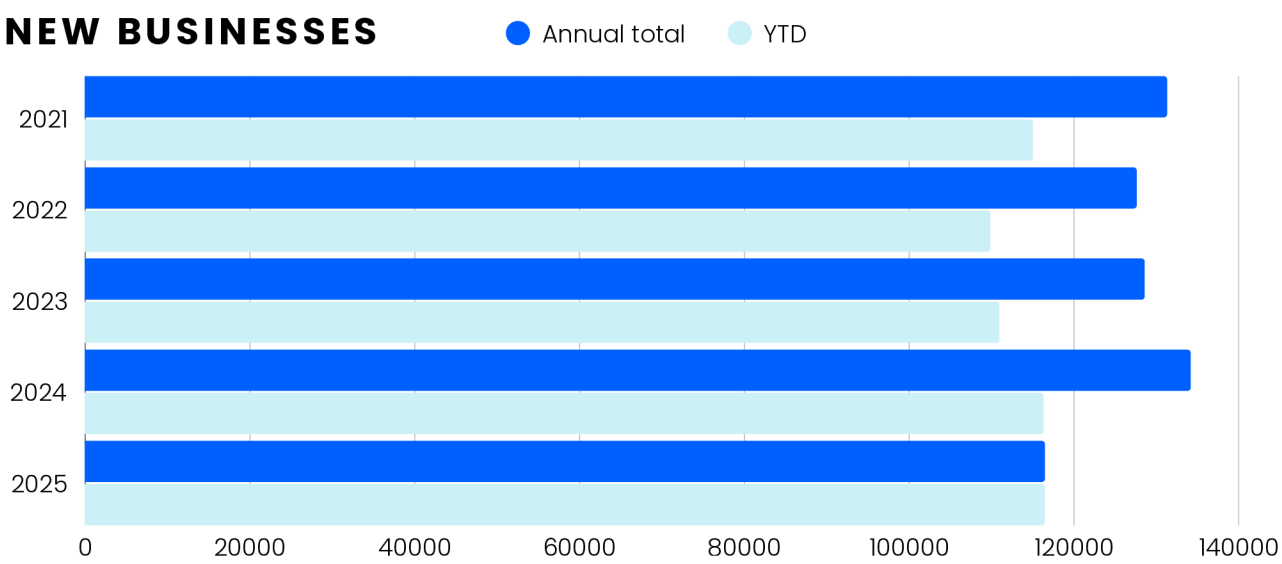

Looking at the current trend in the number of new businesses, we see that we are matching the numbers seen in 2021 and 2024 in 2025.

CESSATIONS

The number of cessations has continued to rise in recent years, but we are seeing a slowdown in the rate of this increase.

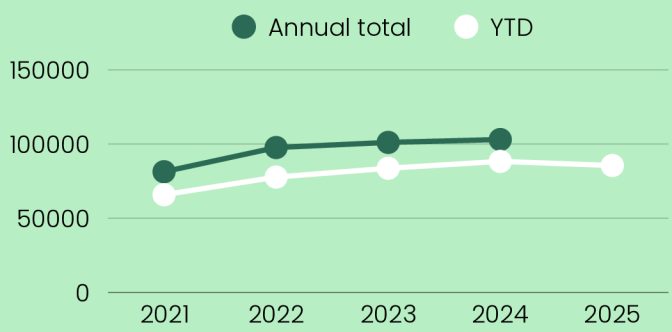

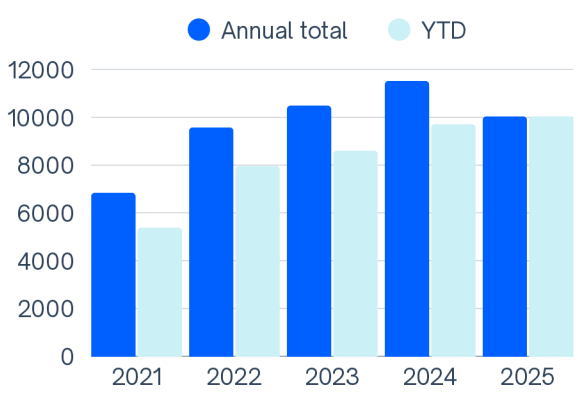

BANKRUPTCIES

When comparing the 2025 figures with those of 2024, we observe a 2% YTD increase. If this trend continues, we will end the year at a level higher than in 2019, the pre-Covid year.

Trends Business Information

www.trends-business-information.be

Contact: Kaat Peeters • kaat@trends-business-information.be