

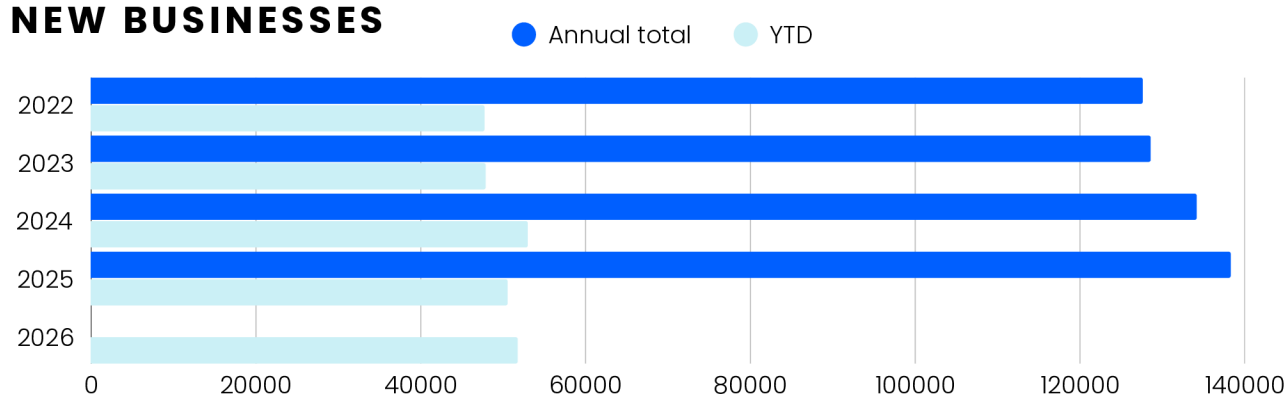
# MONTHLY DATA OVERVIEW

## April 2026

### 1.696.695 REGISTERED ENTITIES



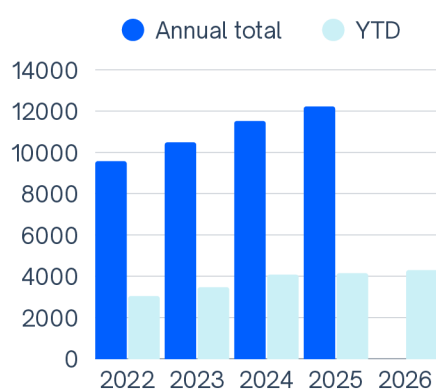
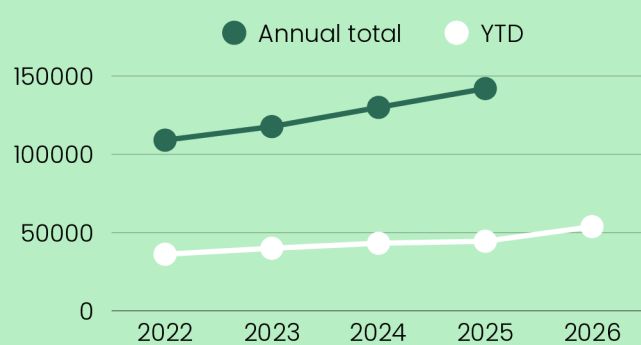
### NEW BUSINESSES



By the end of April 2026, **36.872 new businesses** were recorded. This is in line with the levels of recent years, but, as in the previous month, remains below the 2024 peak.

### CESSATIONS

By the end of April, **53.705 cessations** were recorded. This figure is **21%** higher than the number recorded in 2025.



### BANKRUPTCIES

By the end of April 2026, a total of **4.293 bankruptcies** were recorded. In **Flanders**, the number increased from 2.236 in 2025 to 2.478 in 2026. In **Wallonia**, we observe the opposite trend: the number decreased from 935 in 2025 to 891 in 2026.

#### Note:

For the first time in a long period, the net evolution has turned negative, signaling growing pressure on the Belgian business landscape.

**Trends**  
Business Information

[www.trends-business-information.be](http://www.trends-business-information.be)

Contact: Kaat Peeters • [kaat@trends-business-information.be](mailto:kaat@trends-business-information.be)